

The background is a light yellow color with scattered dark blue stars and stylized illustrations of school supplies. At the top left, there is a blue and red pencil. At the top right, a red pencil with a blue eraser. On the left side, a blue triangular ruler. On the right side, a red ruler. At the bottom left, a red pencil. At the bottom center, a red pencil and a blue pencil. At the bottom right, a red pencil. There are several dark blue stars and a few light red stars scattered throughout the page.

Year 1

SKETCHBOOK

H.A.T. ACADEMY LLC
WWW.HATACADEMY.ORG

Beginning Artist

Questions

Drawing and Sketching

ASK QUESTIONS BEFORE YOU
START TO DRAW!

What shapes do I see?

What lines do I see?

How big are the shapes?

How far are the shapes from one another?

Use your observation skills
to find the shapes and lines.

Do you see straight lines?


Do you see curved lines?

Do you see angles?

Do you see circles?

Do you see squares?

Do you see triangles?



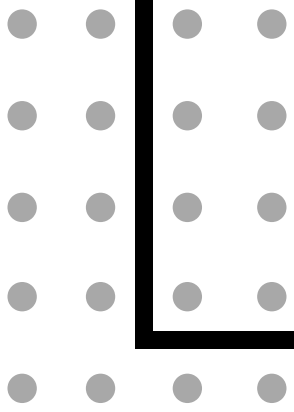
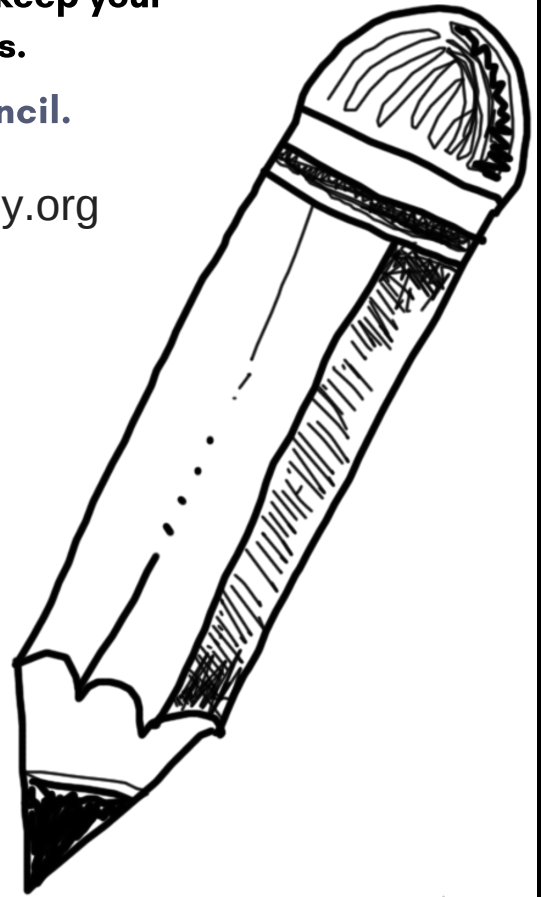
IT IS TIME TO START SKETCHING!



**A sketchbook is a place to keep your
ideas and drawings.**


All you need is a pencil.

www.hatacademy.org



All Rights Reserved ©2018
H.A.T. Academy LLC





LESSON 1


LEAVES

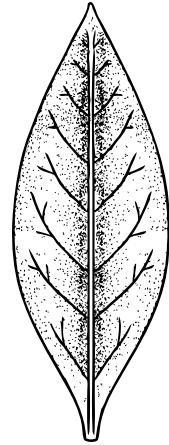
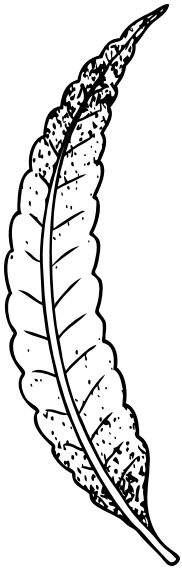
**This drawing is done with lines.
What type of lines do you see?**



**There are straight lines put together to make
angled lines. There are thin and thick lines.**

**Collect leaves from outside to draw.
Practice drawing from the example below.**







LESSON 2



PUZZLE PIECES

Puzzle pieces have ins and outs.
Curved and straight lines are used.





Do you have any puzzles?

Draw puzzle pieces.
Make up your own puzzle pieces.





Color your puzzle pieces.



www.hatacademy.org





SKETCHING 3


ARROWS

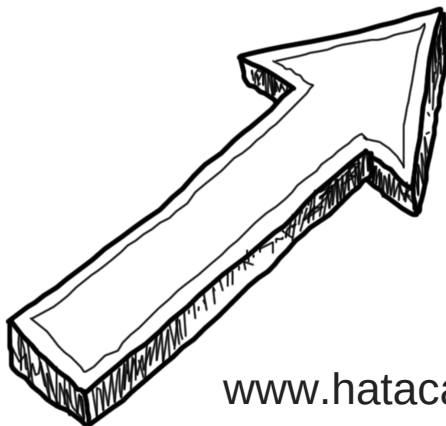



Arrows are important.
How many different types of
arrows can you draw




Arrows are a line and a triangle.


Make a fat arrow.
Make a thin arrow.





www.hatacademy.org





SKETCHING 4



FISH





Fish swim in the ocean.



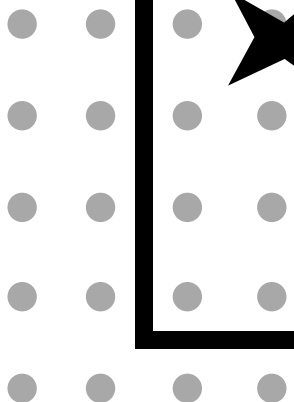
Draw fish and create new species.


What lines will you use to create fish.





www.hatacademy.org





SKETCHING 5



BEARS

Do you have a teddy bear?




What kind of bears can you name?

Draw a cartoon bear and a realistic bear.




www.hatacademy.org





www.hatacademy.org



SKETCHING 6


BIKES

What kind of lines and shapes
make up a bike?



**Bikes can go fast and slow.
Bikes can get you to places too!**

Draw bikes. Design a new bike.





www.hatacademy.org





SKETCHING 7


WRITING UTENSILS

What would we do without writing utensils?



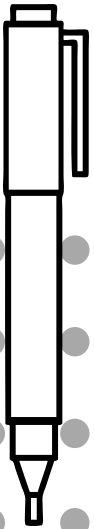
Artists need all types of drawing pens and pencils.

Use color to make your pens and pencils fun to see!
What shapes will build a pen?



www.hatacademy.org





www.hatacademy.org





SKETCHING 8

THE LETTER "A"


How many ways can you write the letter "A"?



"A" is the first letter of the alphabet.

Have fun!





www.hatacademy.org




SKECHING 9



FLAGS

What shape are flags?

Flags fly in the air.

Where do you see flags?





www.hatacademy.org



SKETCHING 10

APPLES

Apples are easy to draw.






Apples are round.

Apples come in many colors.




www.hatacademy.org





www.hatacademy.org





SKETCHING 11



BUGS

Do you like bugs?




Bugs are made of shapes and lines.

Fill the page with colorful bugs.




www.hatacademy.org





www.hatacademy.org





SKETCHING 12


CARS

Crazy Cars





**Make a crazy car.
Are the colors wild?**

Where will your car take you?

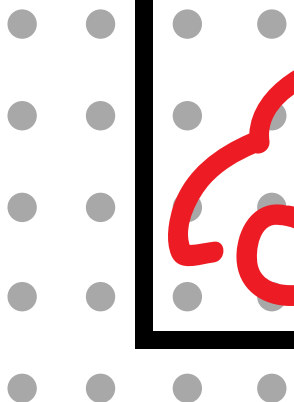



www.hatacademy.org





www.hatacademy.org





www.hatacademy.org

©2018 H.A.T. Academy
All Rights Reserved